


MiCAT PLANNER

Efficient Part Program Generation

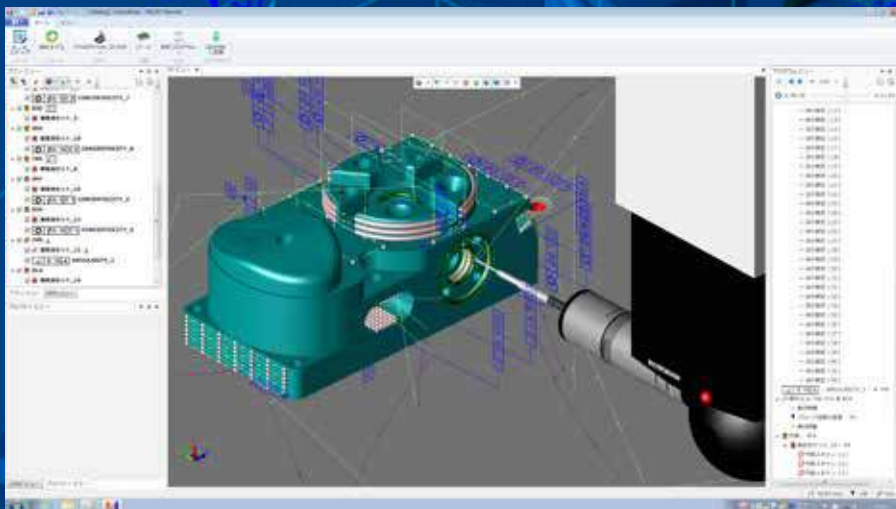
COORDINATE
MEASURING MACHINES



Part programs – easy, fast and reliable.

Creating part programs for coordinate measuring machines is a strategic and time-consuming task.

Programming in a conventional way can result in misinterpretation of design intent. Complex part programs require path optimisation in order to avoid a waste of time. Plus, the work of different programmers can result in discrepancies. Mitutoyo MiCAT Planner – the perfect antidote!



Shorter product lifecycles require rapid change to design revisions and fast programming capability;
Increasing machine up-time requires more efficient programs and reduced set-up time.

The Mitutoyo CMM programming software
MiCAT Planner meets all these demands.

Generate your CMM part programs with unprecedented efficiency: the Mitutoyo software MiCAT Planner

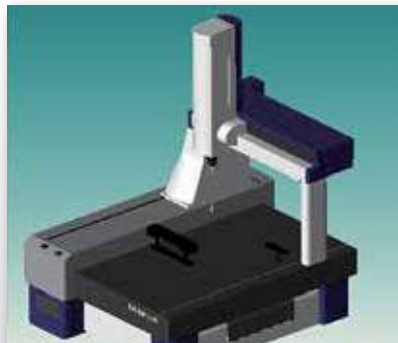

The all-new Mitutoyo MiCAT Planner drastically reduces programming efforts in working out part programs for coordinate measuring machines. The software's automatic measuring program generator saves vast amounts of time and cost.

Features:

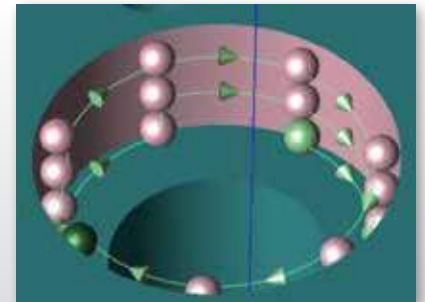
- Identifies tolerance information included in 3D models with Product and Manufacturing Information (PMI), defines measurement locations and creates a measurement program fully automatically.
- Through its optimisation function, the software estimates the shortest route for measurement with the minimum of probe repositioning and tool changing, and creates a program that enables measurement in the minimum possible time.
- Utilizing the rule editor function to set the measurement rules prevents variation in measurement quality between program writers.

DME: Virtual model of the CMM incl. all probe configurations.

PMI: CAD file containing tolerance information.



User-defined rules determine the measurement strategy automatically for each feature.



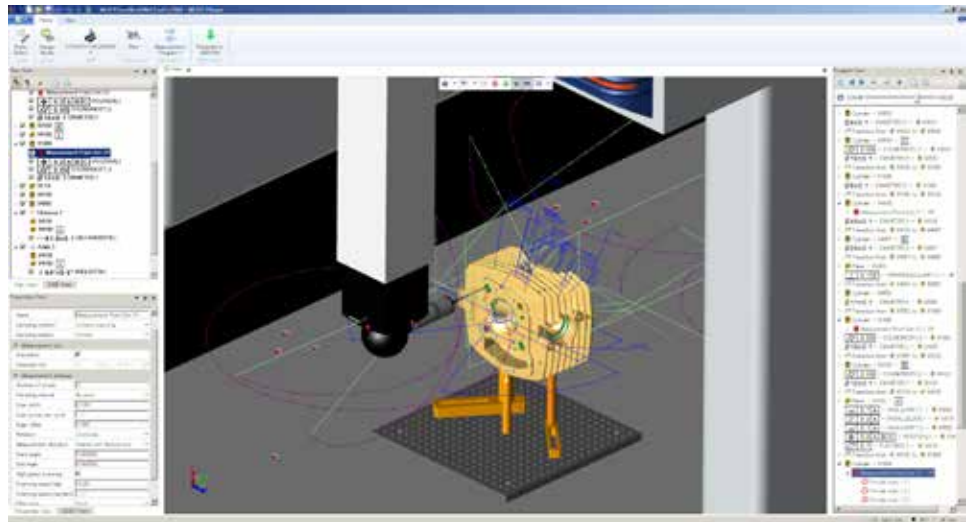
**Instant and automatic generation
of measurement programs.**



MiCAT Planner – For You!

The Mitutoyo MiCAT Planner boasts amazing performance, speed and usability. But is it suitable for your demands?

YES!



“We only work on short or midsize runs, is it really useful?”.

✓ Yes, MiCAT Planner will dramatically shorten your programming time!

“I only inspect out-sourced parts and never evaluate the same characteristics: is MiCAT Planner appropriate in this case?”

✓ Yes, MiCAT Planner will help you creating various part programs, including different features, in a twink!e!

“Our production is quite stable on long runs, we rarely need to create programs for new components on our CMM, are you sure MiCAT Planner may help? ”

✓ Yes, MiCAT Planner will definitely help because your CMM operators are not familiar with part-programming: safe, consistent and optimised part programs are guaranteed by MiCAT Planner!

“We have many CMM programmers, why should we need MiCAT Planner?”

✓ MiCAT Planner will bring you a higher quality result in your measurement tasks: thanks to the unlimited measurement rules, you can trust the program will always be developed the same way, whoever creates it!


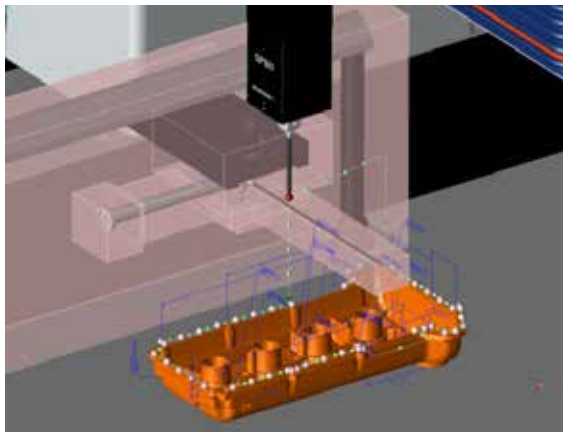
Regardless of your measuring tasks, MiCAT Planner adds an abundance of benefits to your CAD-based programming.

Real CMM Configuration



The program acquires the current actual CMM configuration from the CMM driving software MCOSMOS.

All racks and probes of the machine are exactly represented and taken into account, exactly as they are.



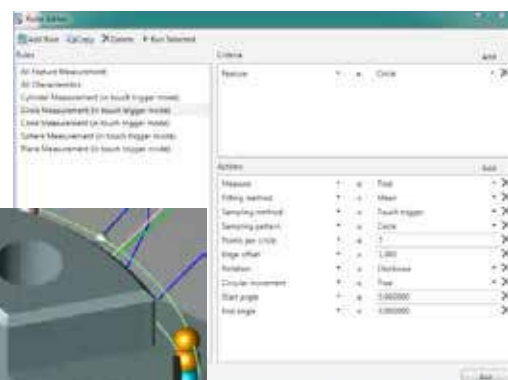
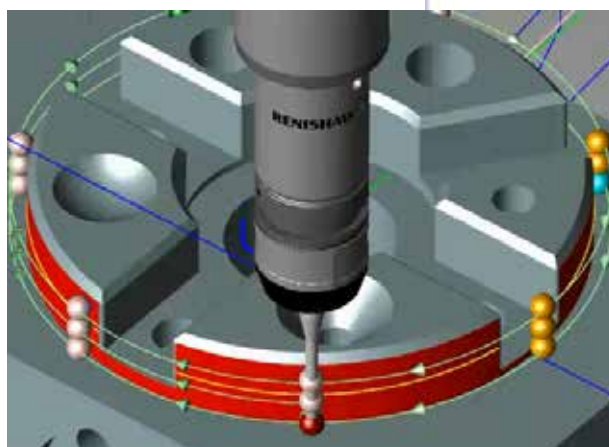
MiCAT Planner selects the best-suitable probe configuration for each feature under consideration of the customised measuring rules.

This virtual reality allows the automatic avoidance of each rack zone. Even long styli can be avoided when hanging in the rack, intruding in the measuring volume.

Measurement Strategy

One of the main benefits you obtain from MiCAT Planner, is the compliance to measuring rules you may set as you need.

Depending on the feature type, size or other criteria, you may decide the number of measuring points, their distribution, and even the scanning speed when applicable.

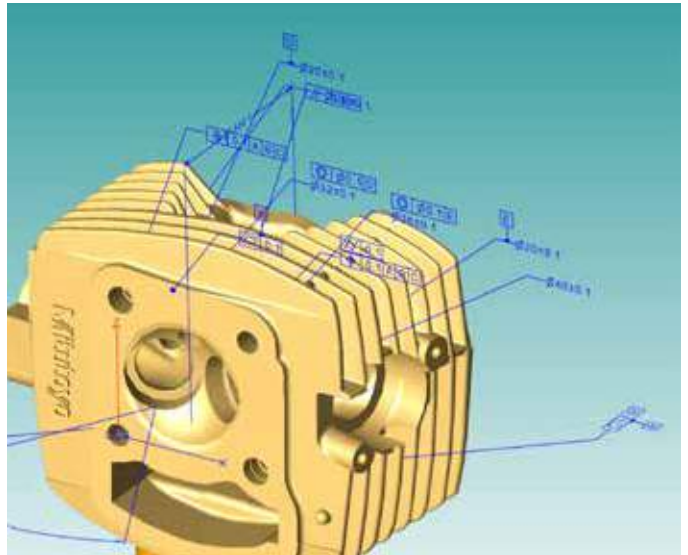


Several sets of rules can be applied simultaneously, for example according to the component manufacturing method or the customer for which you produce it.

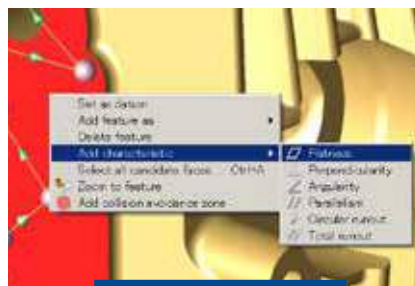
CAD Data Information: Automatic or Manual

After importing the CAD model, either all required features and GD&T are available thanks to the PMI data (Product Manufacturing Information) or they are partly or totally missing.

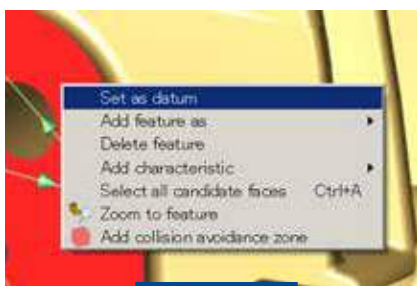
When using a CAD model including PMI Data, all required features and characteristics to be evaluated are instantly displayed and available: automatic part program generation can start right away!!



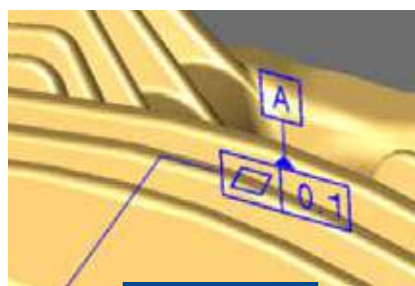
Add feature



Add characteristic



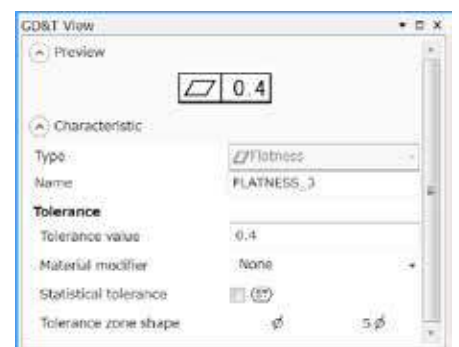
Add datum



Display result

In case the CAD model lacks features and characteristics, manual inputs are easy and quick thanks to the GD&T wizard.

Edition of tolerance values is also available.



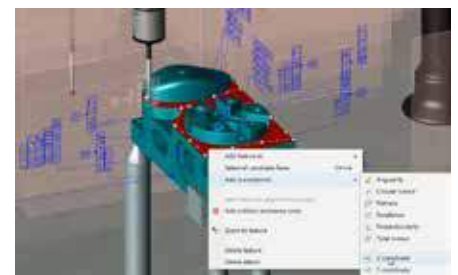
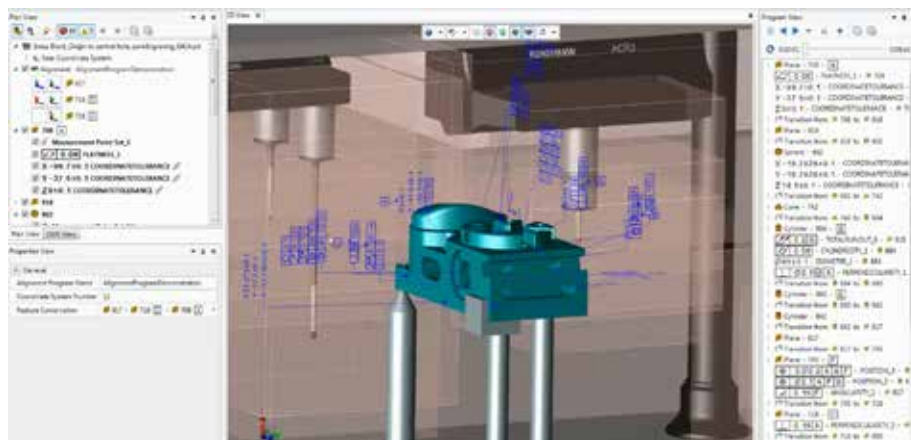
Automatic Part Program Generation!



Once all features and characteristics to be evaluated are validated and approved by the CMM programmer, the part-program is generated automatically.

The plan view (left) is detailed in the program view (right), and both are synchronized with the 3D view (center).

When you select a feature or characteristic in any of these views, MiCAT Planner clearly indicates where you are in the two other views.

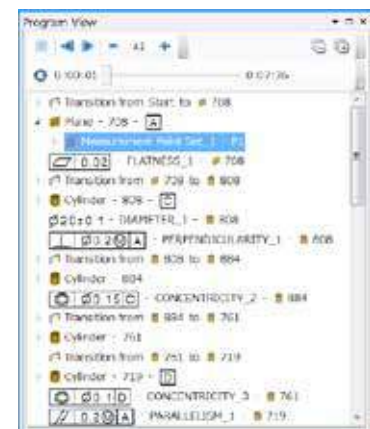
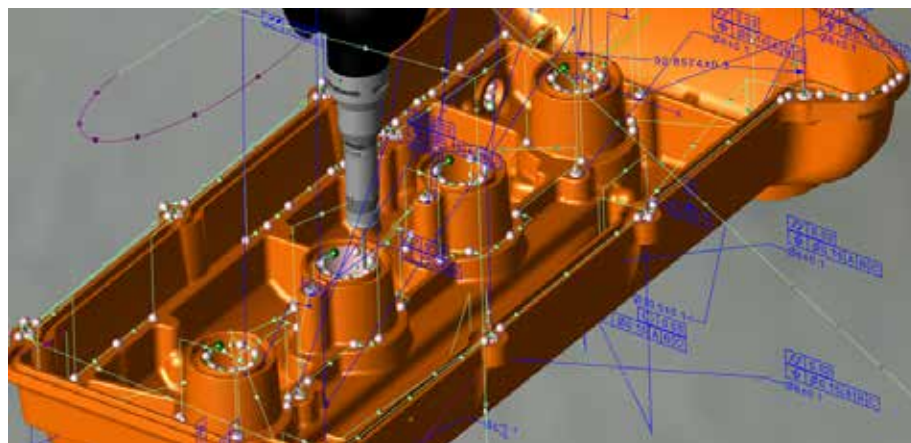


If required, a missing feature (not identified on the CAD model) or a missing characteristic to be evaluated can be manually added from the 3D view.

Safe GD&T Interpretation

CAD designed components are more and more defined by form and position symbols according to international standards.

However, depending on the individual programmer skill level, it may lead to different or inconsistent interpretation in the part program strategy.



MiCAT Planner prevents from any misinterpretation risk: each GD&T symbol, tolerance and datum is automatically understood and converted in the corresponding required measurement points.

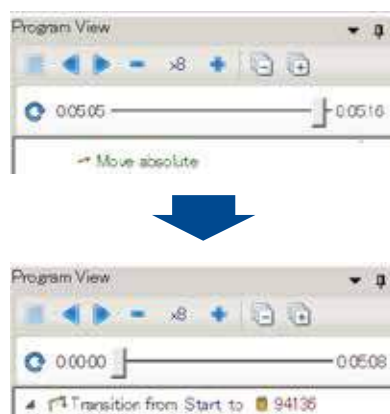
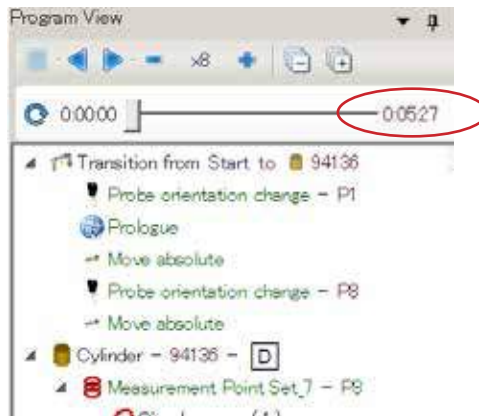
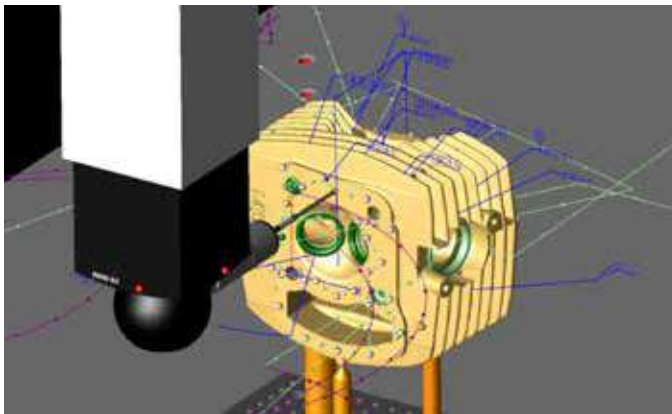
In the program view, all GD&T are shown in regards to the feature to be measured for calculating the result.

Cycle Time Optimisation

When programming manually, the programmer creates a cycle following the required features for calculating the expected results.

Very frequently, this results in unnecessary CMM movements and inappropriate probing paths. Consequently, it may waste a precious time better used for effective measuring tasks.

First MiCAT Planner generates the probing path according to the feature's list order, and then optimises it according to best strategy, avoiding redundant probe change or movement.

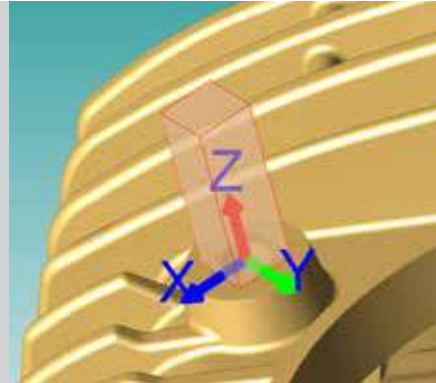


Furthermore, MiCAT Planner automatically estimates the measuring cycle time according to the actual CMM configuration and settings. For example, the required time for exchanging a probe in the rack, or the specified scanning speed in your measurement rules are considered for this time estimation. Immediately after the cycle optimisation calculated, the estimated new cycle time is displayed.

... and much more!

Avoidance zone

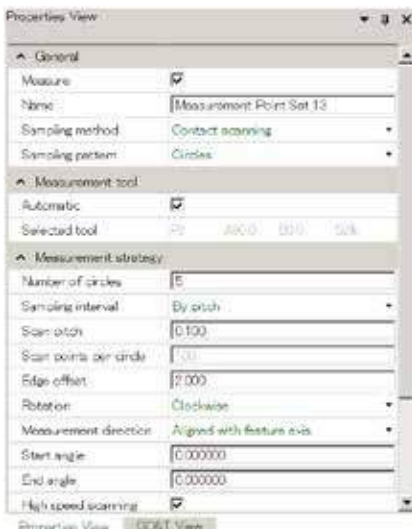
Several avoidance zones can be created to simulate the presence of any obstacle like a clamp, a bracket or a column simulating a fixture. MiCAT Planner will automatically calculate probing points and path to avoid all these areas, providing a collision free part-program!



Individual measurement edition

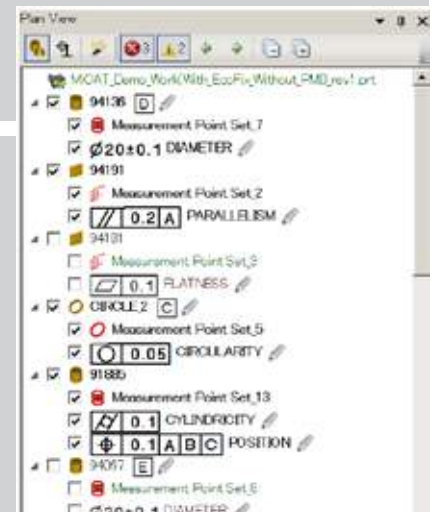
If for any reason a feature can't be measured correctly because no rule is planned for this particular case, every detail of the probing strategy can be edited.

MICAT Planner will consider this as an exception for a given feature, but will keep on applying existing rules to all other features of this kind.



Flexible Measurement Selection

While MiCAT Planner always selects the maximum number of features to measure, the user may decide to disable / enable unnecessary features by unchecking / checking the corresponding boxes. Drag and drop functionality is also available here for manual reorganisation of the measurement order.



Editable Part-Program

Once generated from MiCAT Planner, a part-program can be managed and edited in MCOSMOS, like any former part-program.



Return On Investment

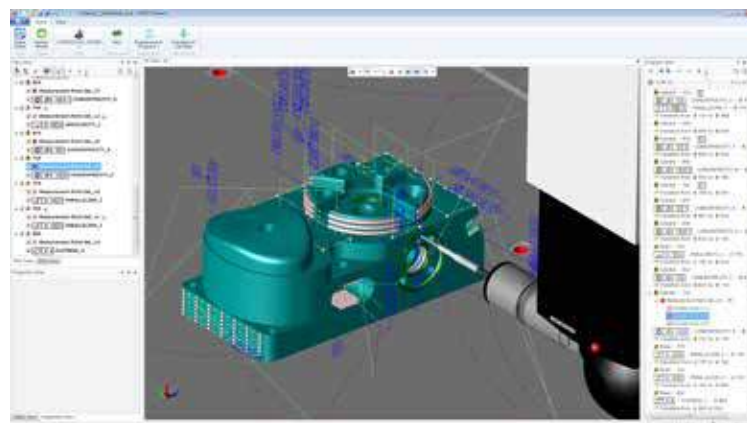
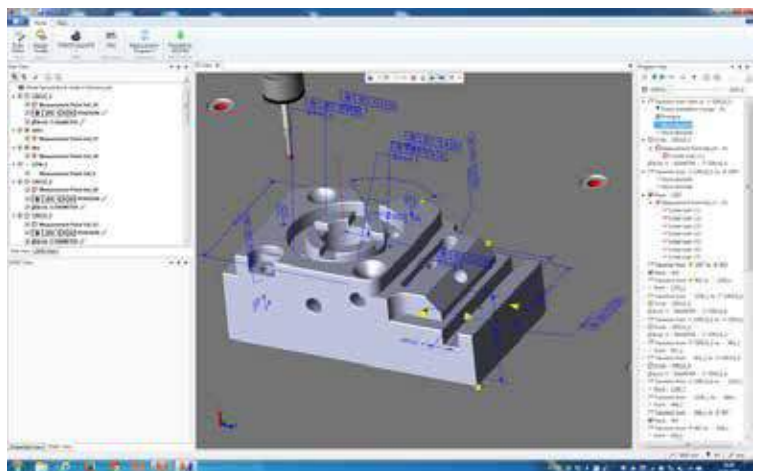
Using MiCAT Planner means saving your programming time, and time is money. But how much saving can you expect?

Two different scenarios display your savings potential.

CAD model without PMI Data

Number of measured features	= 17
Number of evaluated characteristics	= 22
Programming time with MCOSMOS	= 51'
Programming time with MiCAT Planner	= 23'

Time saving = 28'
→ 55%



CAD model with PMI Data

When PMI Data are imported (GD&T) the number of features and characteristics has a very low influence on the part-program generation time.

In this example:

with MCOSMOS	= 43'
with MiCAT Planner	= 3'

Time saving = 40'
→ 93%

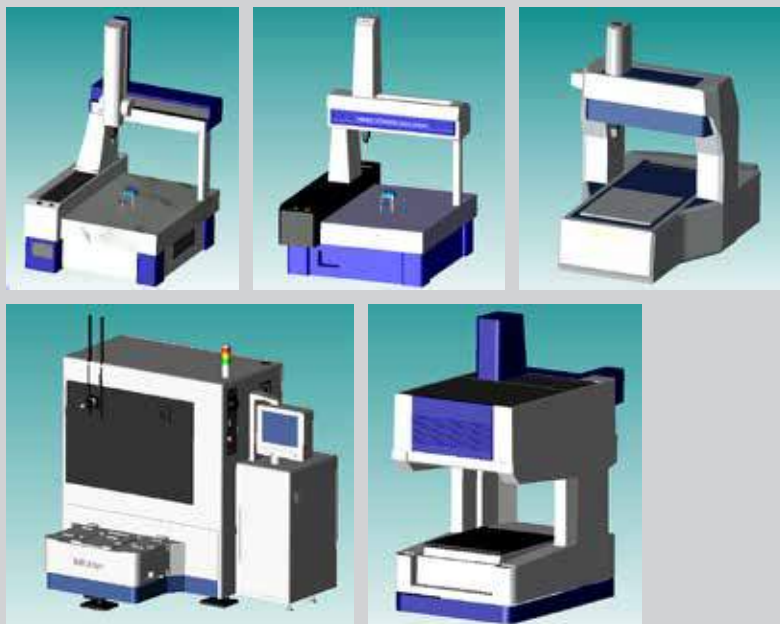
Supported Hardware

MiCAT

Mitutoyo Intelligent Computer Aided Technology

Mitutoyo CMMs

CRYSTA series
STRATO series
LEGEX series
MACH-3A
MACH-V



Probe system

Touch trigger probes

- TP200/TP20/TP2
- TP7M

Contact scanning probes

- MPP310 / MPP100
- SP25M
- SP600M/SP600Q
- SP80

Probe head

- PH10M/PH10MQ/PH10T
- PH6M

Auto-change racks

- ACR3(4 ports/8 ports)
- FCR25
- MCR20
- SCR200
- SCR600
- SCR6
- SCP80





**Whatever your challenges are,
Mitutoyo supports you from start to finish.**

Mitutoyo is not only a manufacturer of top quality measuring products but one that also offers qualified support for the lifetime of the equipment, backed up by comprehensive services that ensure your staff can make the very best use of the investment.

Apart from the basics of calibration and repair, Mitutoyo offers product and metrology training, as well as IT support for the sophisticated software used in modern measuring technology. We can also design, build, test and deliver bespoke measuring solutions and even, if deemed cost-effective, take your critical measurement challenges in-house on a sub-contract basis.

Note: Product illustrations are without obligation. Product descriptions, in particular any and all technical specifications, are only binding when explicitly agreed upon.

MITUTOYO and MICAT are either registered trademarks or trademarks of Mitutoyo Corp. in Japan and/or other countries/regions. Other product, company and brand names mentioned herein are for identification purposes only and may be the trademarks of their respective holders.

Our products are classified as regulated items under Japanese Foreign Exchange and Foreign Trade Law. Please consult us in advance if you wish to export our products to any other country. If the purchased product is exported, even though it is not a regulated item (Catch-All controls item), the customer service available for that product may be affected. If you have any questions, please consult your local Mitutoyo sales office

Mitutoyo

Mitutoyo Asia Pacific Pte. Ltd.

Company Reg No. 197800892N

24 Kallang Avenue, Mitutoyo Building, Singapore 339415

Tel: (65) 6294 2211 Fax: (65) 6299 6666

E-mail: mapsg@mitutoyo.com.sg



www.mitutoyo.com.sg | www.mitutoyo.com.my

www.mitutoyo.co.th | www.mitutoyo.co.id

www.mitutoyo.com.vn | www.mitutoyo.com.ph

Mitutoyo (Malaysia) Sdn. Bhd.

Mah Sing Integrated Industrial Park,
4, Jalan Utarid U5/14, Section U5,
40150 Shah Alam, Selangor, Malaysia

Tel: (60) 3-7845 9318

Fax: (60) 3-7845 9346

E-mail: mmsb@mitutoyo.com.my

Penang Branch

Tel: (60) 4-641 1998 Fax: (60) 4-641 2998

Johor Branch

Tel: (60) 7-352 1626 Fax: (60) 7-352 1628

Mitutoyo (Thailand) Co., Ltd.

76/3-5, Chaengwattana Road, Kwaeng
Anusaawaree, Khet Bangkaen,
Bangkok 10220, Thailand

Tel: (66) 2080 3500

Fax: (66) 2521 6136

E-mail: office@mitutoyo.co.th

Chonburi Branch

Tel: (66) 2080 3563 Fax: (66) 3834 5788

ACC Branch

Tel: (66) 2080 3565

PT. Mitutoyo Indonesia

Jalan Sriwijaya No.26
Desa cibatu
Kec. Cikarang Selatan
Kab. Bekasi 17530, Indonesia

Tel: (62) 21-2962 8600

Fax: (62) 21-2962 8604

E-mail: ptmi@mitutoyo.co.id

Mitutoyo Vietnam Co., Ltd.

1st & 2nd Floor, MHDI Building,
No. 60 Hoang Quoc Viet Road,
Nghia Do Ward, Cau Giay District,
Hanoi, Vietnam

Tel: (84) 24-3768 8963

Fax: (84) 24-3768 8960

E-mail: mvc@mitutoyo.com.vn

Ho Chi Minh City Branch

Tel: (84) 28-3840 3489

Hai Phong City Branch

Tel: (84) 22-5398 9909

Mitutoyo Philippines, Inc.

Unit 1B & 2B LTI,
Administration Building 1,
Annex 1, North Main Avenue,
Laguna Technopark, Biñan,
Laguna 4024, Philippines

Tel: (63) 49-544 0272

Fax: (63) 49-544 0272

E-mail: mpi@mitutoyo.com.ph